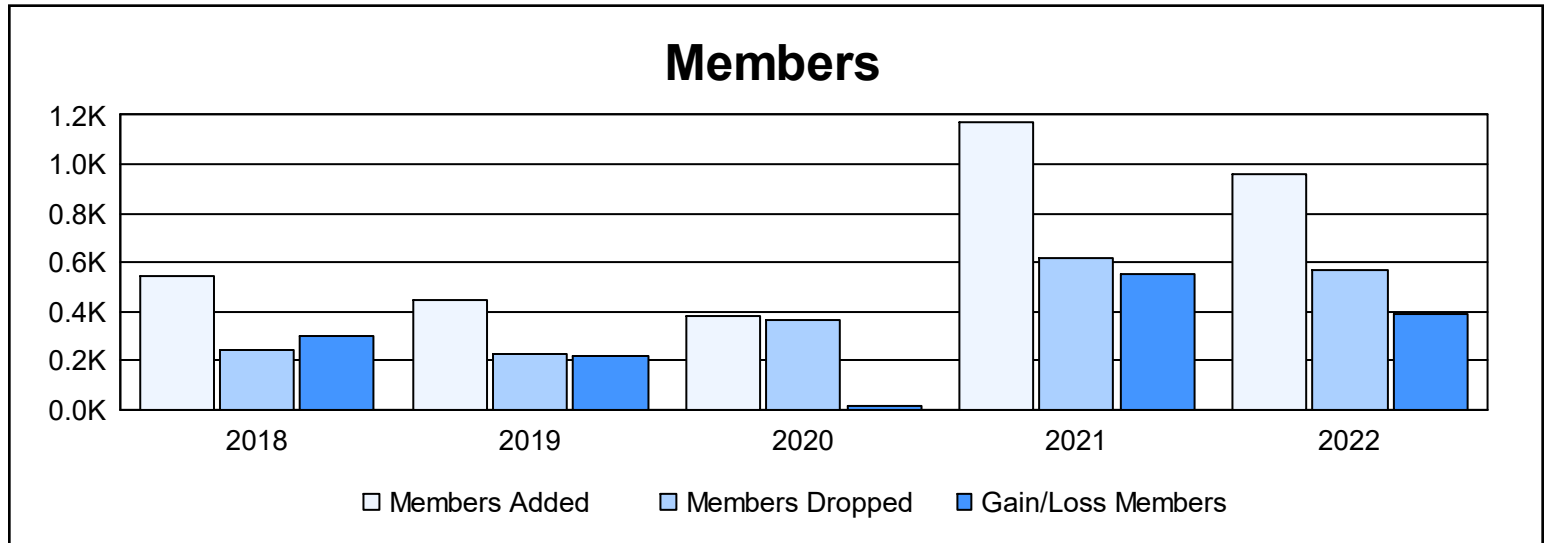
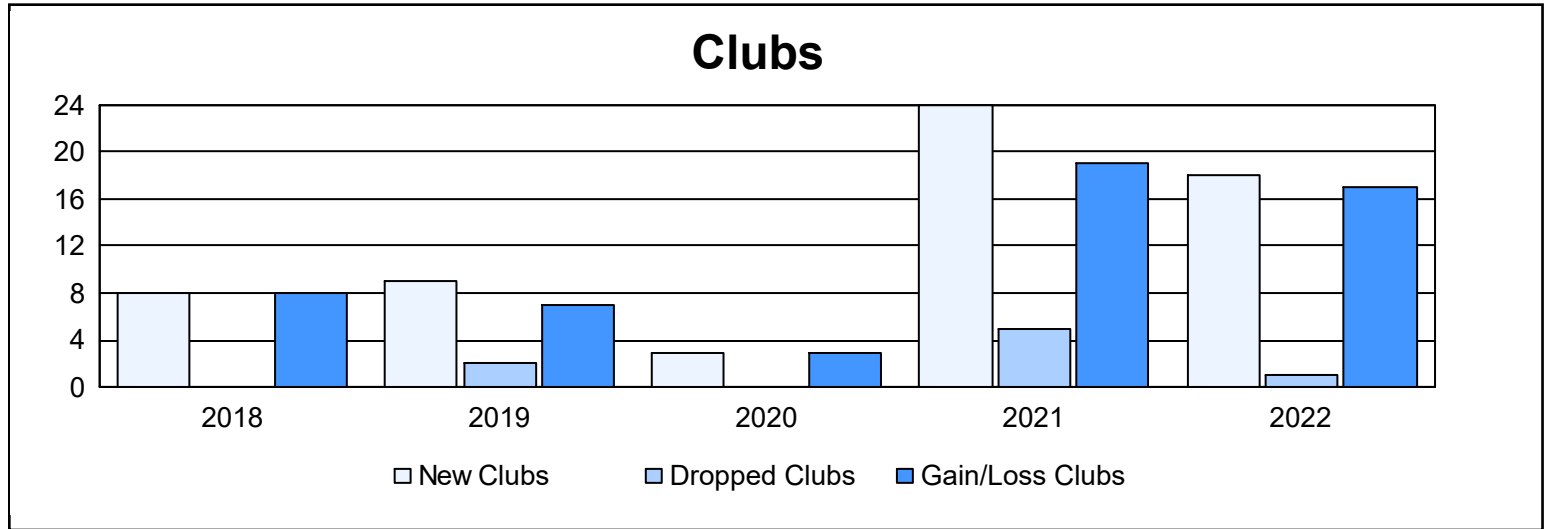
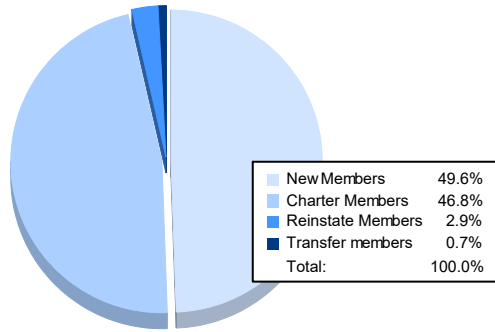


Year	New Clubs	Dropped Clubs	Gain/ Loss Clubs	New Members	Charter Members	Reinstate Members	Transfer Members	Total Member Added	Total Members Dropped	Gain/ Loss Members
2017-2018	8	0	8	300	216	24	1	541	244	297
2018-2019	9	2	7	212	224	9	1	446	229	217
2019-2020	3	0	3	274	76	22	7	379	364	15
2020-2021	24	5	19	573	554	18	23	1,168	617	551
2021-2022	18	1	17	474	447	28	7	956	569	387
<b>Average</b>	<b>12</b>	<b>2</b>	<b>11</b>	<b>367</b>	<b>303</b>	<b>20</b>	<b>8</b>	<b>698</b>	<b>405</b>	<b>293</b>



### Membership Composition June 2022 Cumulative



### Gender Composition June 2022 Cumulative

